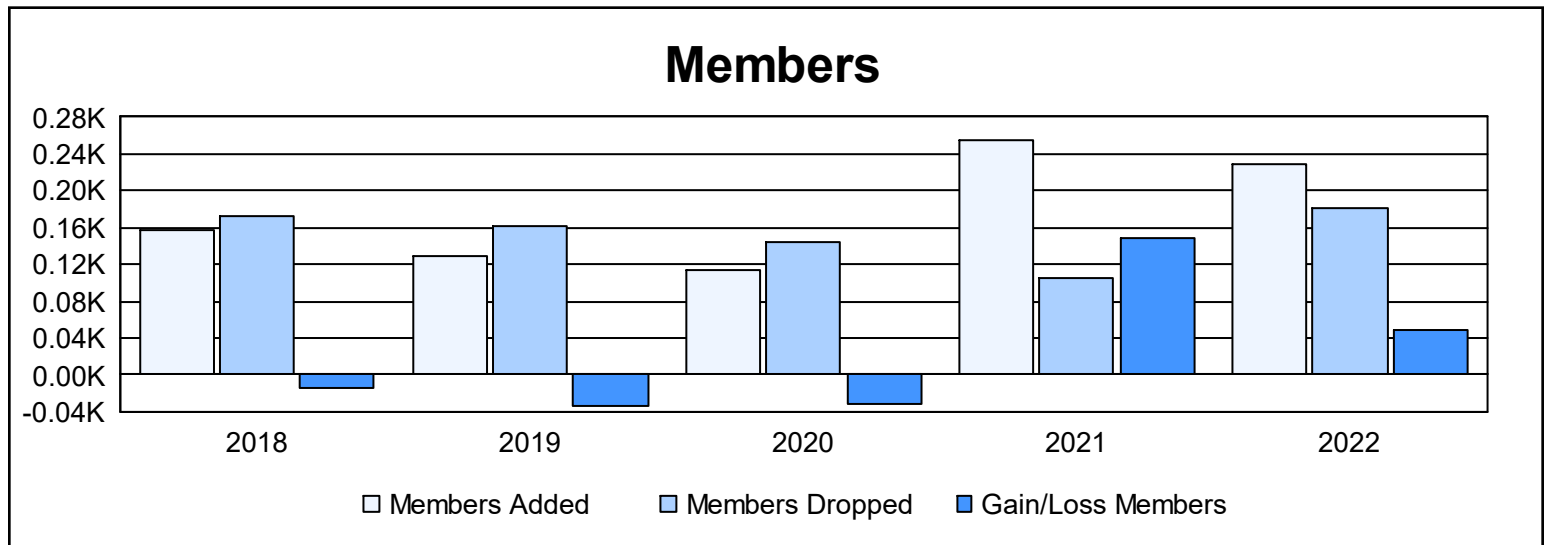
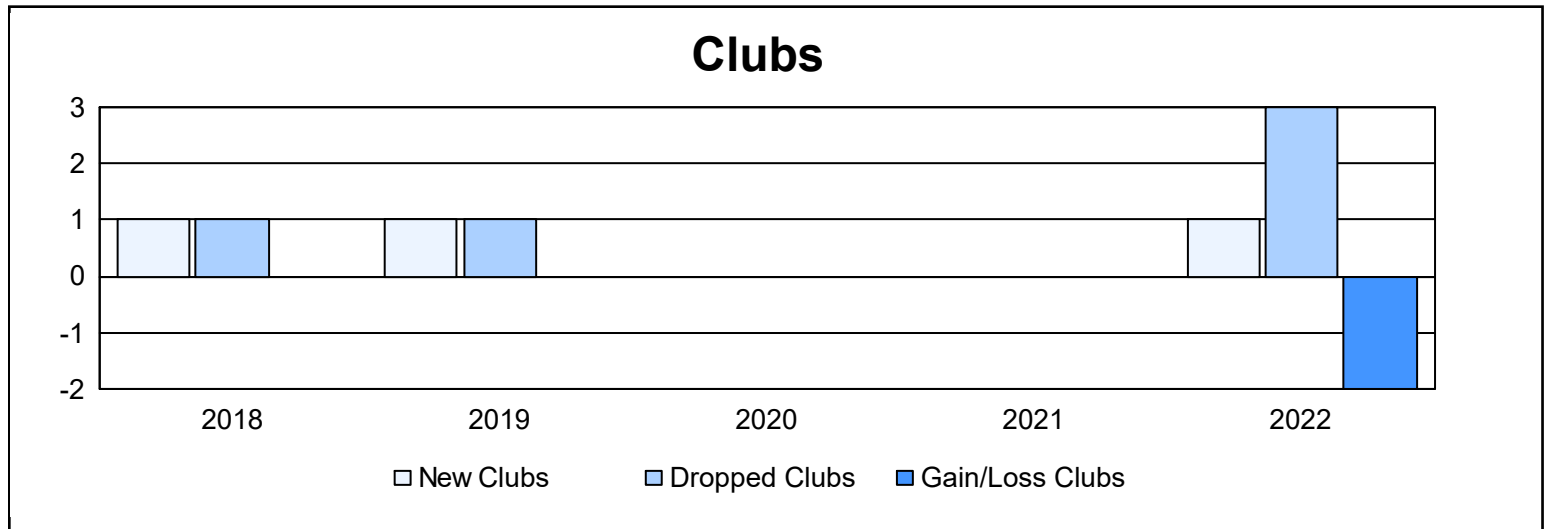
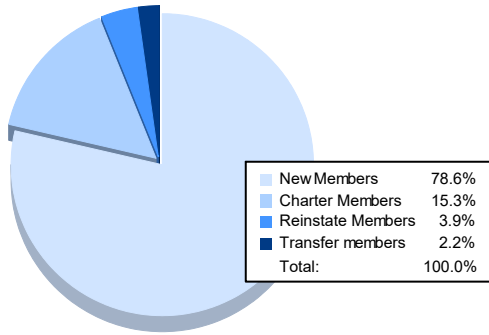


Year	New Clubs	Dropped Clubs	Gain/ Loss Clubs	New Members	Charter Members	Reinstate Members	Transfer Members	Total Member Added	Total Members Dropped	Gain/ Loss Members
2017-2018	1	1	0	124	25	7	2	158	173	-15
2018-2019	1	1	0	89	30	7	2	128	162	-34
2019-2020	0	0	0	108	0	4	2	114	145	-31
2020-2021	0	0	0	250	0	4	1	255	106	149
2021-2022	1	3	-2	180	35	9	5	229	181	48
<b>Average</b>	<b>1</b>	<b>1</b>	<b>0</b>	<b>150</b>	<b>18</b>	<b>6</b>	<b>2</b>	<b>177</b>	<b>153</b>	<b>23</b>



### Membership Composition June 2022 Cumulative



### Gender Composition June 2022 Cumulative

